

F01 Modular U-Drop
PRODUCT CODE: GT U-DROP700/850



The U-Drop is a flexible solution to hanging drop fixtures for lighting, projection and other equipment in a completely modular solution.

Comprised of lightweight modules and sections, the U-Drop allows endless configurations for single fixtures, double hangs or ladders of multiple fixtures, which can also be expanded to create a wall of hanging positions.

The U-Drop system has been designed for quick deployment and is fast to set up and take down.

They are available in two standard sizes, but can be built upon and customised using Global Truss F01 tubes, spigots and corner dice. These all fit seamlessly into the U-Drop allowing you to create hanging positions or structures in an unlimited variety of combinations.




Photo credit: Elite Event Technology, Midwinter Ball 2016


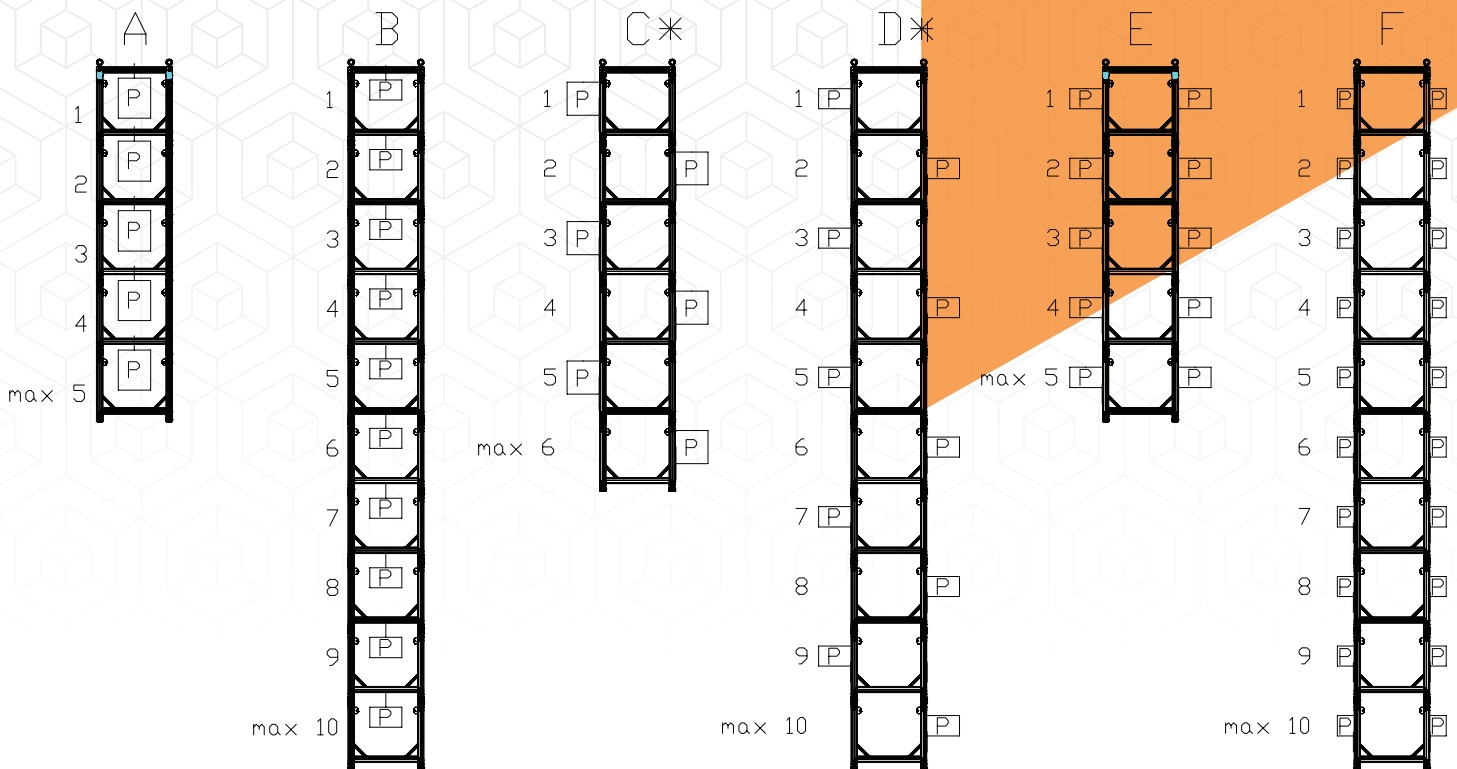


Photo credit: Crystal Productions, Ronghao Li - An Ideal World Tour 2017

VARIATIONS

There are 6 different variants (A, B, C*, D*, E, F) of frame structures. Up to 10 U-Drop frames can be mounted together.

The suspended load ratings are mounted centered at the horizontal tubes or at other vertical tubes.



For the variants C* and D*, the sum of loadings on the left and the right side have to be evenly distributed either side. The number of frames connected have to be even.

There are 5 options for the fixation of the U-Drop frames at the top:

1) M12 Eye Bolt - DIN 580
(SWL 340 kg)

2) Global Truss Medium Duty
Swivel Coupler (SWL 250 kg)
GT A-CPL-FMD50

3) Global Truss Heavy Duty
Swivel Coupler (SWL 500 kg)
GT A-CPL-FHD50



4) Global Truss Medium Duty Half Coupler with Half-Spigot (SWL 250 kg)
GT A-CPL-HSM50-HSP



5) Global Truss Heavy Duty Half Coupler with Half-Spigot (SWL 500 kg)
GT A-CPL-HHD50-HSP



LOAD RATINGS

GT U-DROP700

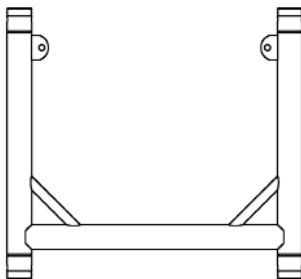
Variant	1A	Variant	1B	Variant	1C	Variant	1D	Variant	1E	Variant	1F
Max frames	5	Max frames	10	Max frames	6	Max frames	10	Max frames	5	Max frames	10
P (kg) ≤	63	P (kg) ≤	29	P (kg) ≤	51P	(kg) ≤	29	P (kg) ≤	31	P (kg) ≤	14

Variant	2A	Variant	2B	Variant	2C	Variant	2D	Variant	2E	Variant	2F
Max frames	5	Max frames	10	Max frames	6	Max frames	10	Max frames	5	Max frames	10
P (kg) ≤	45	P (kg) ≤	20	P (kg) ≤	36	P (kg) ≤	20	P (kg) ≤	22	P (kg) ≤	10

Variant	3A	Variant	3B	Variant	3C	Variant	3D	Variant	3E	Variant	3F
Max frames	5	Max frames	10	Max frames	6	Max frames	10	Max frames	5	Max frames	10
P (kg) ≤	95	P (kg) ≤	45	P (kg) ≤	78	P (kg) ≤	45	P (kg) ≤	47	P (kg) ≤	22

Variant	4A	Variant	4B	Variant	4C	Variant	4D	Variant	4E	Variant	4F
Max frames	5	Max frames	10	Max frames	6	Max frames	10	Max frames	5	Max frames	10
P (kg) ≤	55	P (kg) ≤	25	P (kg) ≤	45	P (kg) ≤	25	P (kg) ≤	27	P (kg) ≤	12

Variant	5A	Variant	5B	Variant	5C	Variant	5D	Variant	5E	Variant	5F
Max frames	5	Max frames	10	Max frames	6	Max frames	10	Max frames	5	Max frames	10
P (kg) ≤	95	P (kg) ≤	45	P (kg) ≤	78	P (kg) ≤	45	P (kg) ≤	47	P (kg) ≤	22



GT U-DROP700


External Dimensions (WxDxH): 700 x 50 x 850 mm

Internal Dimensions (WxDxH): 600 x 50 x 700 mm

Weight: 4.1 kg

Centrepoint Loading: 95 kg

Max. hung U-Drop Units: 10



GT U-TOP700

External Dimensions with eyebolt (WxDxH): 700 x 50 x 165 mm

Weight: 1.6 kg

Centrepoint Loading: 100 kg

LOAD RATINGS

GT U-DROP850

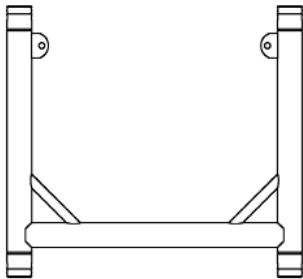
Variant	1A	Variant	1B	Variant	1C	Variant	1D	Variant	1E	Variant	1F
Max frames	5	Max frames	10	Max frames	6	Max frames	10	Max frames	5	Max frames	10
P (kg) ≤	62	P (kg) ≤	29	P (kg) ≤	51	P (kg) ≤	29	P (kg) ≤	31	P (kg) ≤	14

Variant	2A	Variant	2B	Variant	2C	Variant	2D	Variant	2E	Variant	2F
Max frames	5	Max frames	10	Max frames	6	Max frames	10	Max frames	5	Max frames	10
P (kg) ≤	44	P (kg) ≤	20	P (kg) ≤	36	P (kg) ≤	20	P (kg) ≤	22	P (kg) ≤	10

Variant	3A	Variant	3B	Variant	3C	Variant	3D	Variant	3E	Variant	3F
Max frames	5	Max frames	10	Max frames	6	Max frames	10	Max frames	5	Max frames	10
P (kg) ≤	94	P (kg) ≤	45	P (kg) ≤	78	P (kg) ≤	45	P (kg) ≤	47	P (kg) ≤	22

Variant	4A	Variant	4B	Variant	4C	Variant	4D	Variant	4E	Variant	4F
Max frames	5	Max frames	10	Max frames	6	Max frames	10	Max frames	5	Max frames	10
P (kg) ≤	55	P (kg) ≤	25	P (kg) ≤	45	P (kg) ≤	25	P (kg) ≤	27	P (kg) ≤	12

Variant	5A	Variant	5B	Variant	5C	Variant	5D	Variant	5E	Variant	5F
Max frames	5	Max frames	10	Max frames	6	Max frames	10	Max frames	5	Max frames	10
P (kg) ≤	95	P (kg) ≤	45	P (kg) ≤	78	P (kg) ≤	45	P (kg) ≤	47	P (kg) ≤	22



GT U-DROP850


External Dimensions (WxDxH): 850 x 50 x 900 mm

Internal Dimensions (WxDxH): 750 x 50 x 750 mm

Weight: 4.3 kg

Centrepoint Loading: 95 kg

Max. hung U-Drop Units: 10




GT U-TOP850

External Dimensions with eyebolt (WxDxH): 700 x 50 x 165 mm

Weight: 1.8 kg

Centrepoint Loading: 100 kg



LOAD RATINGS

GT U-DROP1100

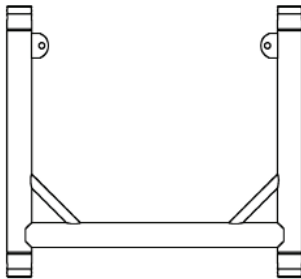
Variant	1A	Variant	1B	Variant	1C	Variant	1D	Variant	1E	Variant	1F
Max frames	5	Max frames	10	Max frames	6	Max frames	10	Max frames	5	Max frames	10
P (kg) ≤	61	P (kg) ≤	27	P (kg) ≤	50	P (kg) ≤	27	P (kg) ≤	30P	P (kg) ≤	13

Variant	2A	Variant	2B	Variant	2C	Variant	2D	Variant	2E	Variant	2F
Max frames	5	Max frames	10	Max frames	6	Max frames	10	Max frames	5	Max frames	10
P (kg) ≤	43	P (kg) ≤	18	P (kg) ≤	35P	(kg) ≤	18	P (kg) ≤	21	P (kg) ≤	9

Variant	3A	Variant	3B	Variant	3C	Variant	3D	Variant	3E	Variant	3F
Max frames	5	Max frames	10	Max frames	6	Max frames	10	Max frames	5	Max frames	10
P (kg) ≤	93	P (kg) ≤	43	P (kg) ≤	76	P (kg) ≤	43	P (kg) ≤	46	P (kg) ≤	21

Variant	4A	Variant	4B	Variant	4C	Variant	4D	Variant	4E	Variant	4F
Max frames	5	Max frames	10	Max frames	6	Max frames	10	Max frames	5	Max frames	10
P (kg) ≤	53	P (kg) ≤	23	P (kg) ≤	43	P (kg) ≤	23	P (kg) ≤	26	P (kg) ≤	11

Variant	5A	Variant	5B	Variant	5C	Variant	5D	Variant	5E	Variant	5F
Max frames	5	Max frames	10	Max frames	6	Max frames	10	Max frames	5	Max frames	10
P (kg) ≤	93	P (kg) ≤	43	P (kg) ≤	77	P (kg) ≤	43	P (kg) ≤	46	P (kg) ≤	21



GT U-DROP1100


External Dimensions (WxDxH): 1100 x 50 x 1250 mm

Internal Dimensions (WxDxH): 1000 x 50 x 1150 mm

Weight: 5.7 kg

Centrepoint Loading: 93 kg

Max. hung U-Drop Units: 10



GT U-TOP1100

External Dimensions with eyebolt (WxDxH): 1100 x 50 x 165 mm

Weight: 2.1 kg

Centrepoint Loading: 93 kg